

Monitoring the length of proceedings

in the Court of Appeal of Bologna

Meeting of the network of pilot
courts of CEPEJ

Giorgia Telloli (statistician)
giorgia.telloli@giustizia.it


Legislative references:

- Pinto Law (2001)
- “Reasonable time” without compensation damage (3+2+1).



The length of proceedings: a vicious circle with a huge waste of money

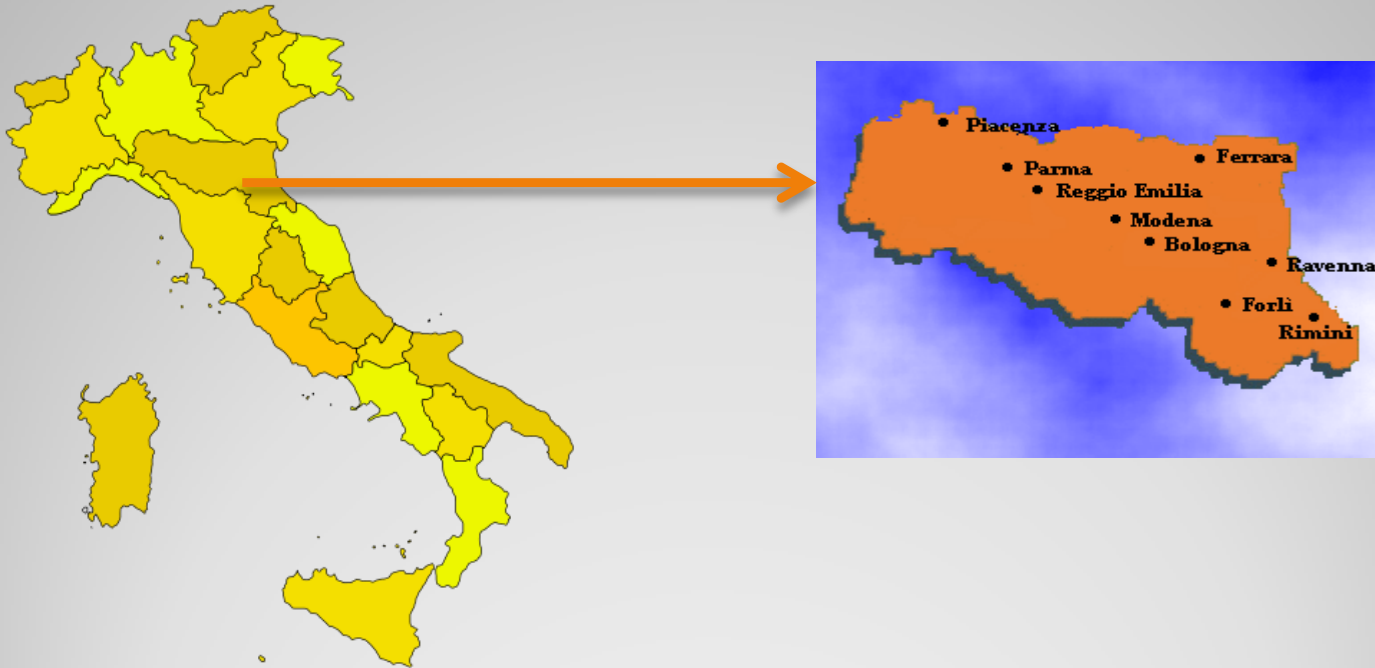
- If the case overcome the max length set by the Pinto law the party can file to the Court of Appeal a case for money compensation against the State



More cases, more costs for the State to the detriment of justice investments, no substantive justice delivered. The total amount of compensation is constantly growing.

The district of Bologna

- 9 Courts of First Instance and 1 Court of Appeal (pilot court since last year)



Monitoring and improvement process

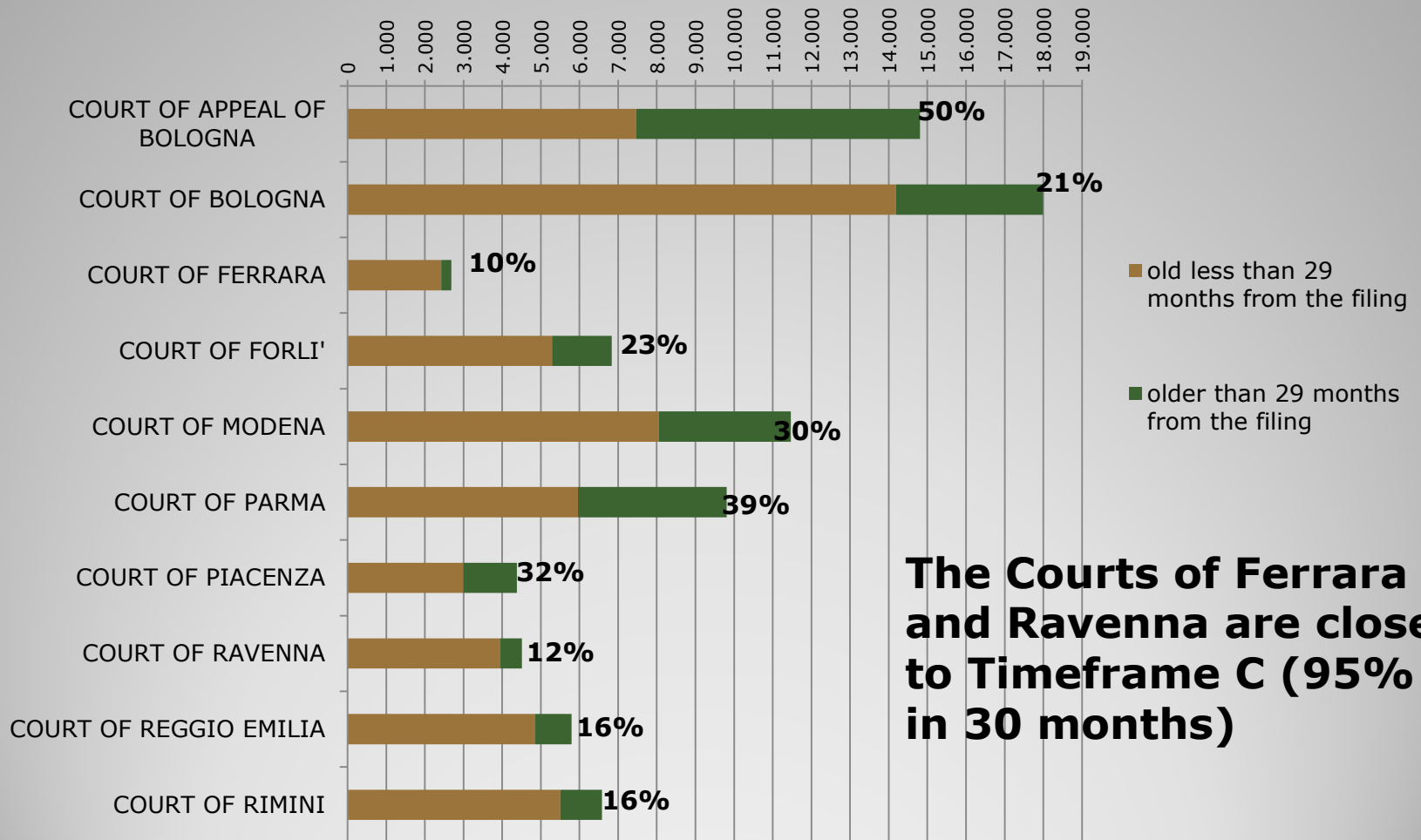
- Workflow commission in each Court of Appeal (since 2006)
- New Civil Cases Data Warehouse and CMS
- CEPEJ Pilot court
- Project with the Research Institute on Judicial Systems of the National Research Council of Italy (IRSIG-CNR)

Every three months

COURTS OF FIRST AND SECOND INSTANCE IN THE DISTRICT OF BOLOGNA: PENDING CIVIL CASES ON 6th JUNE 2015

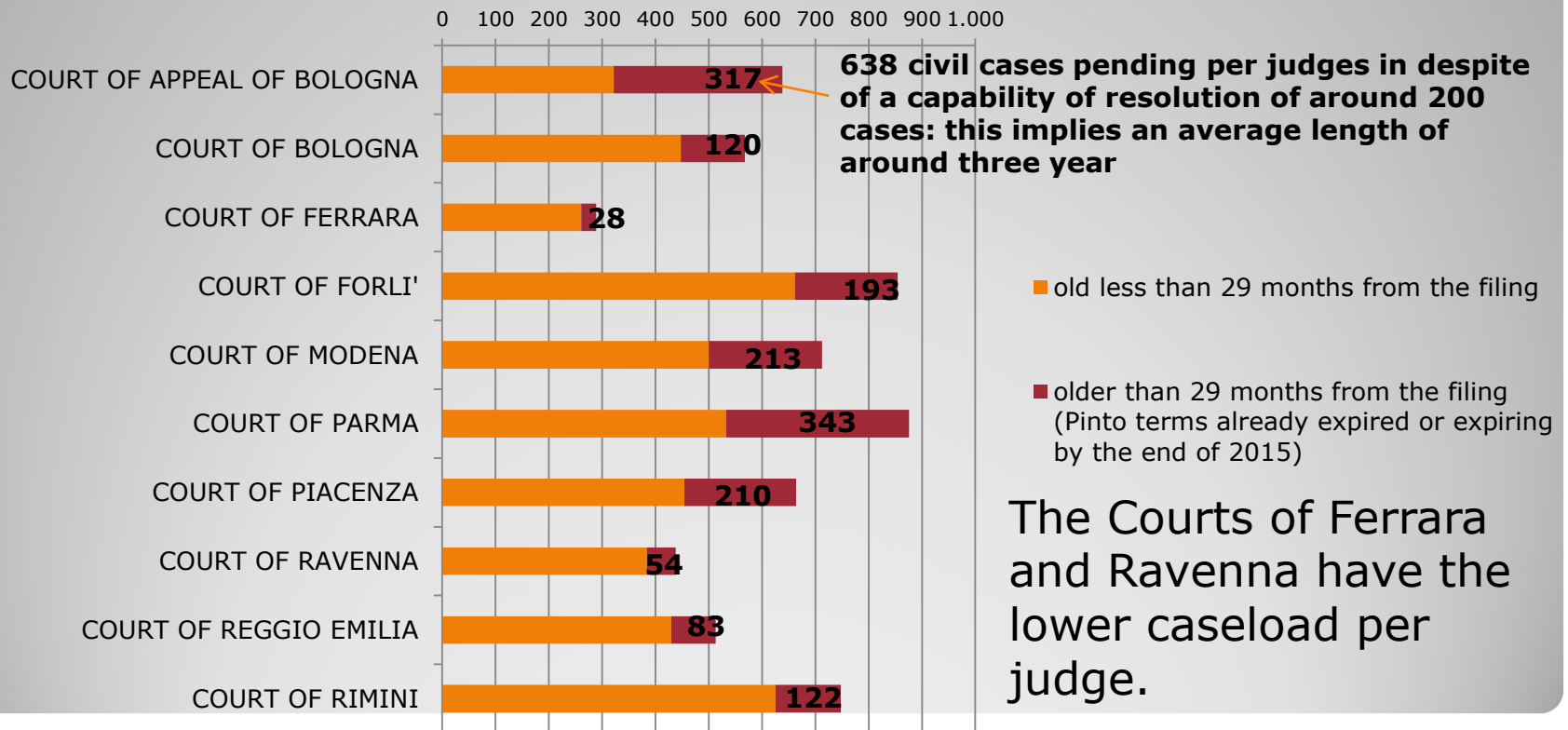
year of filling	until 31.12 2000	2001-2005	2006-2010	2011	2012	2013-2015 (old less than 29 months)	Total of pending civil cases filled until 2012 (older than 29 months)	Total of pending civil cases at 6th june 2015	Percentage change of pending civil cases compared to the previous period (6th march 2015)	% of pending civil cases filled until 2012 (older than 29 months)	Number of judges (full-time equivalent, previous year figures)	Number of pending civil cases per judge filled until 2012 (Pinto law terms already expired or expiring in 2015; cases older than 29 months)
COURT OF APPEAL OF BOLOGNA	0	11	3.323	2.025	1.989	7.463	7.348	14.811	1%	50%	23,2	317
COURT OF BOLOGNA	9	56	1.360	853	1.526	14.190	3.804	17.994	-4%	21%	31,7	120
COURT OF FERRARA	2	0	48	51	158	2.426	259	2.685	-5%	10%	9,3	28
COURT OF FORLÌ	4	14	325	381	819	5.291	1.543	6.834	0%	23%	8,0	193
COURT OF MODENA	11	13	828	1.089	1.482	8.047	3.423	11.470	-1%	30%	16,1	213
COURT OF PARMA	2	108	1.765	776	1.192	5.962	3.843	9.805	-2%	39%	11,2	343
COURT OF PIACENZA	7	43	635	294	406	2.997	1.385	4.382	-3%	32%	6,6	210
COURT OF RAVENNA	0	4	80	127	345	3.955	556	4.511	-6%	12%	10,3	54
COURT OF REGGIO EMILIA	1	9	239	247	447	4.856	943	5.799	-2%	16%	11,3	83
COURT OF RIMINI	5	3	213	300	556	5.504	1.077	6.581	-5%	16%	8,8	122
TOTAL	41	261	8.816	6.143	8.920	60.691	24.181	84.872	-2%	28%	136,5	177

Length of Pending civil cases on 6th June 2015 in First instance courts and Court of Appeal



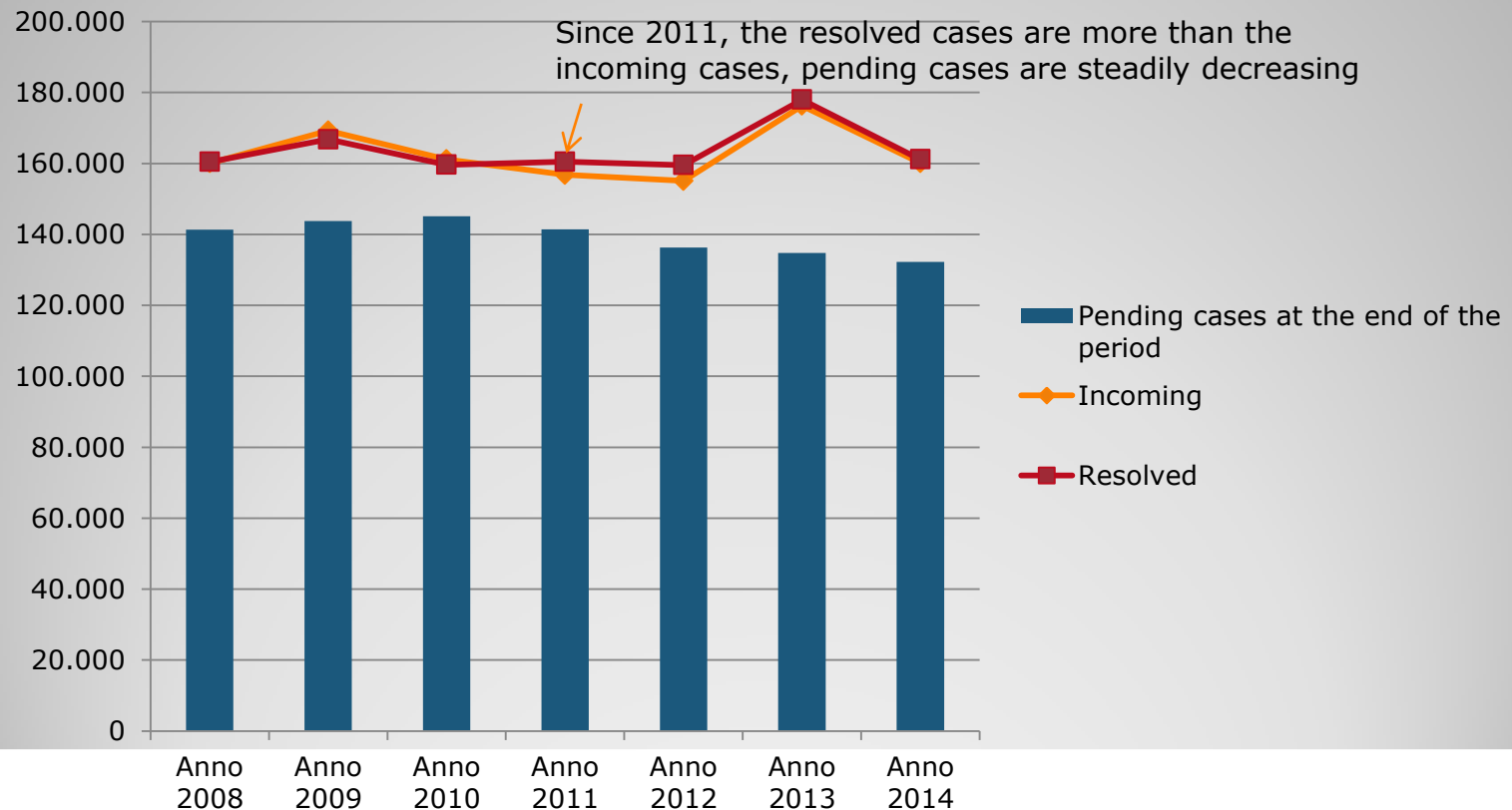
When the caseload (no weighted system yet) per judge is lower the length is shorter

District of Bologna: civil cases pending per judges on 6th June 2015 according to the length



Clearance rate over 100: more resolved than incoming cases

District of Bologna - Courts of First Instance - Civil cases: Incoming, resolved and pending at the end of the period



Diagnosis of the current situation

**Court of Appeal of Bologna (second instance):
pending cases on 31st december 2014 and on
30th june 2015 according to the lenght from the
filing**

